

WESTERN CAPE


1 Vacancies

GAUTENG

Development Opportunities: 13
Speculative Builds: 1
Vacancies: 0

WESTERN CAPE

AVAILABLE: 1 JUNE 2025



EQUITES PAROW DC
— R90/m² NET

GLA
17 600m²
DISTRIBUTION CENTRE

[MORE INFO](#) [CONTACT US](#)




DEVELOPMENT AREA SCHEDULE

SITE AREA	29 811m ²
WAREHOUSE	17 600m ²
OFFICE	600m ²
ANCILLARY	50m ²
TOTAL GLA	17 600m ²
CANOPY	976m ²
YARD	5 900m ²

GAUTENG

DEVELOPMENT OPPORTUNITY



EQUITES PARK - MEADOWVIEW S5
— R95/m² NET

GLA
12 674m²
DISTRIBUTION CENTRE

[MORE INFO](#) [CONTACT US](#)




P-GRADE INDUSTRIAL & LOGISTICS PROPERTIES

SITE 5 AREA BREAKDOWN

SITE AREA	28 220m ²
WAREHOUSE	11 844m ²
OFFICE	280m ² (+470m ² Future)
ANCILLARY	74m ²
TOTAL GLA	12 674m ²
CANOPY	1 750m ²
YARD	6 802m ²


AVAILABLE: JULY 2025



EQUITES PARK - RIVERFIELDS I
— R95/m² NET

GLA
24 850m²
SPECULATIVE BUILD


[MORE INFO](#) [CONTACT US](#)



DEVELOPMENT AREA SCHEDULE

SITE AREA	47 222m ²
WAREHOUSE	24 650m ²
OFFICE	800m ²


DEVELOPMENT OPPORTUNITY



EQUITES PARK - RIVERFIELDS III
— R95/m² NET

GLA
80 000m²
DEVELOPMENT OPPORTUNITY

[MORE INFO](#) [CONTACT US](#)



P-GRADE LOGISTICS & INDUSTRIAL PROPERTIES

SITE AREA A

WAREHOUSE	25 600m ²
OFFICE (GF)	1 200m ²
SITE AREA	59 900m ²


SITE AREA B

WAREHOUSE	22 000m ²
OFFICE (GF)	1 100m ²
SITE AREA	38 810m ²

SITE AREA C

WAREHOUSE	28 000m ²
OFFICE (GF)	1 400m ²
SITE AREA	54 220m ²


DEVELOPMENT OPPORTUNITY



EQUITES PARK - RIVERFIELDS IV
— R95/m² NET

GLA
+/- 130 000m²
DEVELOPMENT OPPORTUNITY

[MORE INFO](#) [CONTACT US](#)



P-GRADE LOGISTICS & INDUSTRIAL PROPERTIES

SITE AREA A

WAREHOUSE	59 626m ²
OFFICE (GF)	1 020m ²
SITE AREA	98 433m ²

SITE AREA B

WAREHOUSE	48 414m ²
OFFICE (GF)	764m ²
SITE AREA	74 100m ²

SITE AREA C

WAREHOUSE	22 617m ²
OFFICE (GF)	822m ²
SITE AREA	51 653m ²

SITE AREA D

WAREHOUSE	18 863m ²
OFFICE (GF)	587m ²
SITE AREA	28 841m ²


DEVELOPMENT OPPORTUNITY



EQUITES JET PARK
— R90/m² NET

GLA
20 000m²
DEVELOPMENT OPPORTUNITY

[MORE INFO](#) [CONTACT US](#)



LOGISTICS PROPERTIES

OPTION 3

LAND AREA	18 339m ²
POTENTIAL GLA	8 500m ²

OPTION 5

LAND AREA	21 872m ²
POTENTIAL GLA	10 000m ²


DEVELOPMENT OPPORTUNITY



EQUITES PARK - LORDSVIEW S3
— R85/m² NET

GLA
43 550m²
DEVELOPMENT OPPORTUNITY

[MORE INFO](#) [CONTACT US](#)



LOGISTICS PROPERTIES

SITE AREA A

WAREHOUSE	21 950m ²
OFFICE (GF)	600m ²
OFFICE (FF)	600m ²
SITE AREA	46 100m ²
PARKING BAYS	150

SITE AREA B

WAREHOUSE	13 700m ²
OFFICE (GF)	350m ²
OFFICE (FF)	350m ²
SITE AREA	28 815m ²
PARKING BAYS	100

SITE AREA C

WAREHOUSE	5 200m ²
OFFICE (GF)	350m ²
OFFICE (FF)	350m ²
SITE AREA	16 600m ²
PARKING BAYS	65

DEVELOPMENT OPPORTUNITY

<p>CAPE TOWN</p> <p>+27 21 460 0404</p> <p>14th Floor, Portside Tower</p> <p>4 Bree Street, Cape Town, 8001, South Africa</p>	<p>JOHANNESBURG</p> <p>+27 10 286 0469</p> <p>4 Meadowview Lane, Equites Park, Meadowview, Linbro Park, 2065, South Africa</p>	<p>UK OFFICE</p> <p>+44 78 2030 8076</p> <p>Suite 31 Lumonica House, Valley Drive Swift Valley Industrial Estate Rugby, CV21 1TQ, England</p>
--	---	--