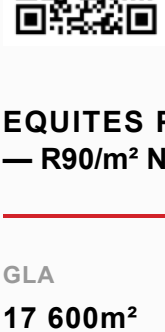


1 WESTERN CAPE
Vacancies 1

13 GAUTENG
Development Opportunities 10
Speculative Builds 1
Vacancies 2

WESTERN CAPE

AVAILABLE IMMEDIATELY



EQUITES PAROW DC
— R90/m² NET

GLA
17 600m²
DISTRIBUTION CENTRE

[MORE INFO](#) [CONTACT US](#)




DEVELOPMENT AREA SCHEDULE

SITE AREA	29 811m ²
WAREHOUSE	17 000m ²
OFFICE	600m ²
ANCILLARY	58m ²
TOTAL GLA	17 600m ²
CANOPY	976m ²
YARD	5 900m ²

GAUTENG


AVAILABLE: 1 JANUARY 2025



EQUITES WATERFALL 8B
— R100/m² NET

GLA
9 162m²
DISTRIBUTION CENTRE

[MORE INFO](#) [CONTACT US](#)



AREA BREAKDOWN

WAREHOUSE	6 482m ²
PARKING BAYS	211
OFFICE	2 680m ²

AVAILABLE: 1 JANUARY 2025



EQUITES WATERFALL 8B
— R160/m² GROSS

GLA
2 002m²
OFFICE SPACE

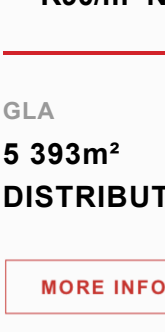
[MORE INFO](#) [CONTACT US](#)



AREA BREAKDOWN

OFFICE	2 002m ²
PARKING BAYS	111

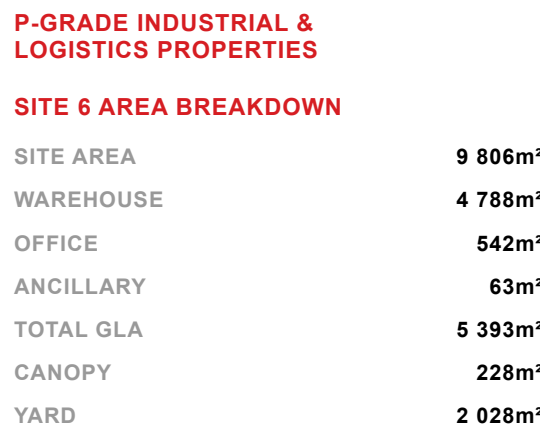
DEVELOPMENT OPPORTUNITY



EQUITES PARK - MEADOWVIEW S5
— R95/m² NET

GLA
12 845m²
DISTRIBUTION CENTRE

[MORE INFO](#) [CONTACT US](#)



P-GRADE INDUSTRIAL & LOGISTICS PROPERTIES

SITE 5 AREA BREAKDOWN

SITE AREA	26 854m ²
WAREHOUSE	11 908m ²
OFFICE	862m ²
ANCILLARY	75m ²
TOTAL GLA	12 845m ²
CANOPY	1 944m ²
YARD	5 109m ²

AVAILABLE: 1 NOVEMBER 2024



EQUITES PARK - MEADOWVIEW S6
— R90/m² NET

GLA
5 393m²
DISTRIBUTION CENTRE

[MORE INFO](#) [CONTACT US](#)



P-GRADE INDUSTRIAL & LOGISTICS PROPERTIES

SITE 6 AREA BREAKDOWN

SITE AREA	9 806m ²
WAREHOUSE	4 788m ²
OFFICE	542m ²
ANCILLARY	63m ²
TOTAL GLA	5 393m ²
CANOPY	228m ²
YARD	2 028m ²


AVAILABLE: JULY 2025



EQUITES PARK - RIVERFIELDS I
— R95/m² NET

GLA
24 238m²
SPECULATIVE BUILD


[MORE INFO](#) [CONTACT US](#)



DEVELOPMENT AREA SCHEDULE

SITE AREA	47 222m ²
WAREHOUSE	23 417m ²
OFFICE	732m ²

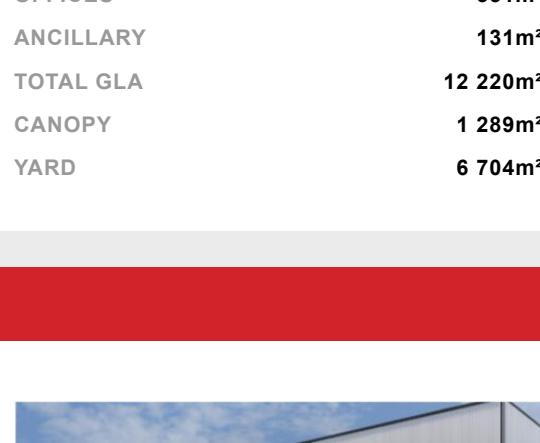
DEVELOPMENT OPPORTUNITY



EQUITES PARK - RIVERFIELDS III
— R95/m² NET

GLA
80 000m²
DEVELOPMENT OPPORTUNITY

[MORE INFO](#) [CONTACT US](#)



P-GRADE LOGISTICS & INDUSTRIAL PROPERTIES

SITE AREA A

WAREHOUSE	25 600m ²
OFFICE (GF)	1 280m ²
SITE AREA	59 900m ²

SITE AREA B

WAREHOUSE	22 000m ²
OFFICE (GF)	1 100m ²
SITE AREA	39 810m ²

SITE AREA C

WAREHOUSE	28 000m ²
OFFICE (GF)	1 400m ²
SITE AREA	54 520m ²

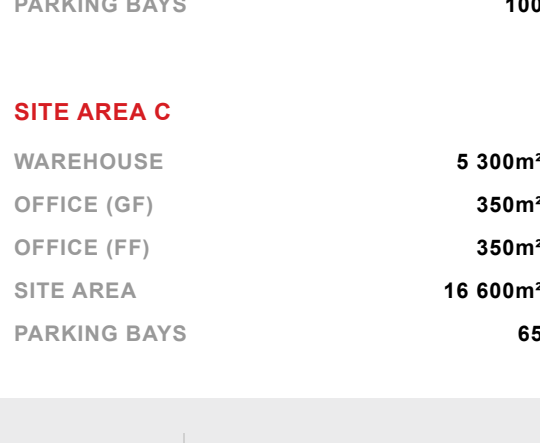
DEVELOPMENT OPPORTUNITY



EQUITES JET PARK
— R90/m² NET

GLA
20 000m²
DEVELOPMENT OPPORTUNITY

[MORE INFO](#) [CONTACT US](#)



LOGISTICS PROPERTIES

OPTION 3

LAND AREA	18 339m ²
POTENTIAL GLA	8 500m ²

OPTION 5

LAND AREA	21 872m ²
POTENTIAL GLA	10 000m ²

AVAILABLE: 1 FEBRUARY 2025

EQUITES PARK - LORDS VIEW S2
— R85/m² NET

GLA
12 220m²
DISTRIBUTION CENTRE

[MORE INFO](#) [CONTACT US](#)

AREA BREAKDOWN

WAREHOUSE	11 558m ²
OFFICES	531m ²
ANCILLARY	131m ²
TOTAL GLA	12 220m ²
CANOPY	1 289m ²
YARD	6 704m ²

DEVELOPMENT OPPORTUNITY

EQUITES PARK - LORDS VIEW S3
— R85/m² NET

GLA
43 550m²
DEVELOPMENT OPPORTUNITY

[MORE INFO](#) [CONTACT US](#)

LOGISTICS PROPERTIES

SITE AREA A

WAREHOUSE	21 950m ²
OFFICE (GF)	600m ²
OFFICE (FF)	600m ²
SITE AREA	46 100m ²
PARKING BAYS	150

SITE AREA B

WAREHOUSE	13 700m ²
OFFICE (GF)	350m ²
OFFICE (FF)	350m ²
SITE AREA	28 015m ²
PARKING BAYS	100

SITE AREA C

WAREHOUSE	5 300m ²
OFFICE (GF)	350m ²
OFFICE (FF)	350m ²
SITE AREA	16 600m ²
PARKING BAYS	65

CAPE TOWN

+27 21 460 0404
14th Floor, Portside Tower
4 Bree Street, Cape Town, 8001,
South Africa

JOHANNESBURG

+27 10 286 0469
4 Meadowview Lane, Equites
Park, Meadowview, Linbro Park,
2065, South Africa

UK OFFICE

+44 78 2639 8676
Suite 31 Lumonics House, Valley,
Drive Swift Valley Industrial, Estate
Rugby, CV21 1TQ, England

