



TO LET
R90/m² NET

EQUITES PAROW SPEC

17 600M² DISTRIBUTION CENTRE



CONTENTS

ABOUT EQUITES	1
ORGANISATIONAL HIGHLIGHTS	
UK PORTFOLIO	2
SA PORTFOLIO	3
CREATING VALUE AND SUSTAINABILITY	4
BASELINE SPECIFICATIONS	5
<hr/>	
LOCALITY MAPS	6
DEVELOPMENT AREA SCHEDULE	7
SITE PLAN	8
PROPERTY IMAGES	9
<hr/>	
CONTACT	OBC

ABOUT EQUITES

EQUITES HAS ESTABLISHED ITSELF AS A LEADER IN DEVELOPING AND ACQUIRING WORLD-CLASS LOGISTICS ASSETS BOTH IN SA AND THE UK. IT REMAINS THE ONLY AND LARGEST SPECIALIST LOGISTICS REIT LISTED ON THE JSE.

HIGHLIGHTS

12.6 YEARS

GROUP WEIGHTED AVERAGE LEASE EXPIRY BY REVENUE

R28.4 BILLION

THE PORTFOLIO VALUE FOR SA INCREASED BY 4.2% ON A YEAR-ON-YEAR BASIS

0%
VACANCY

97.7%
A-GRADE TENTANTS

- Equites Property Fund ("Equites") is the only specialist logistics and warehousing focused fund listed on the Johannesburg Stock Exchange ("JSE"). Equites currently invests and develops in South Africa and the United Kingdom.
- Portfolio clients include DSV, Amazon, Tesco, Simba Pepsico, Imperial Group, Premier FMCG, The Foschini Group, Puma, Triton Express, Shoprite, Pick n Pay, Hilti, Stryker, Medtronic, Altron, Digistics and Sandvik.
- Our niche focus and exposure to both SA and UK markets provide us with insight into the requirements of many blue-chip FMCG and logistics businesses, which affords Equites with a competitive advantage in our chosen market.
- Recent notable development projects include a 92 000m² DC for Shoprite in Riverfields and a 51 000m² facility for TFG also in Riverfields.
- Equites' business model combines developing and investing in world-class assets tenanted by national and multinational occupiers offering strong covenants which have enabled Equites to build a defensive portfolio, the result of which, has assisted the Fund to secure capital at competitive pricing.

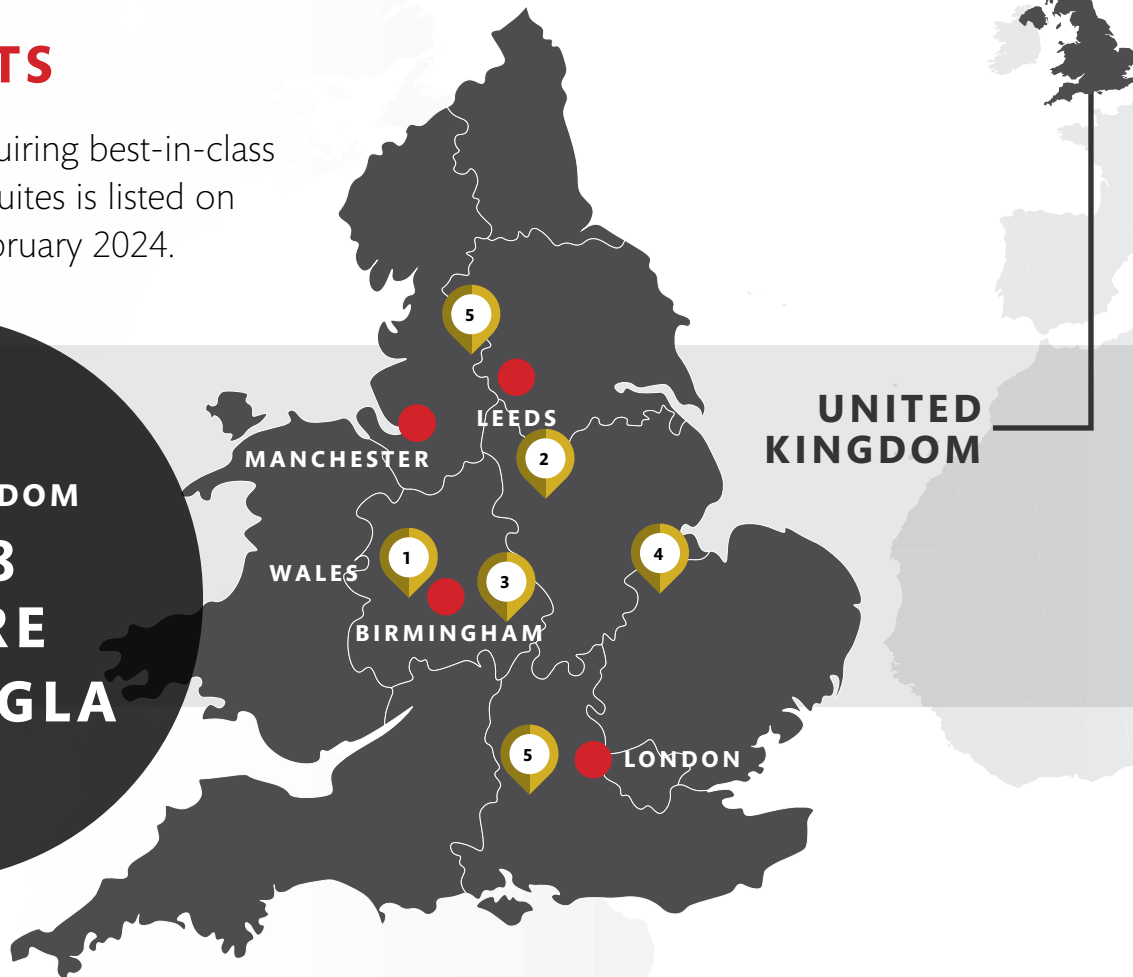
ORGANISATIONAL HIGHLIGHTS

Equites is a **SA REIT** with a focus on developing and acquiring best-in-class logistics facilities in prime locations in SA and the UK. Equites is listed on the JSE with a portfolio value of R28.4 billion as at 29 February 2024.

UK PORTFOLIO

THE UK PORTFOLIO IS VALUED AT **R8.1 BILLION** AND INCLUDES **6** INCOME-PRODUCING PROPERTIES AND FREEHOLD LAND.

UNITED KINGDOM
91 778
SQUARE
METRES GLA



TOP 5 TENANTS - BY REVENUE



▪ HINCKLEY



▪ HOYLAND



▪ COVENTRY



▪ PETERBOROUGH



▪ READING
▪ LEEDS

ORGANISATIONAL HIGHLIGHTS

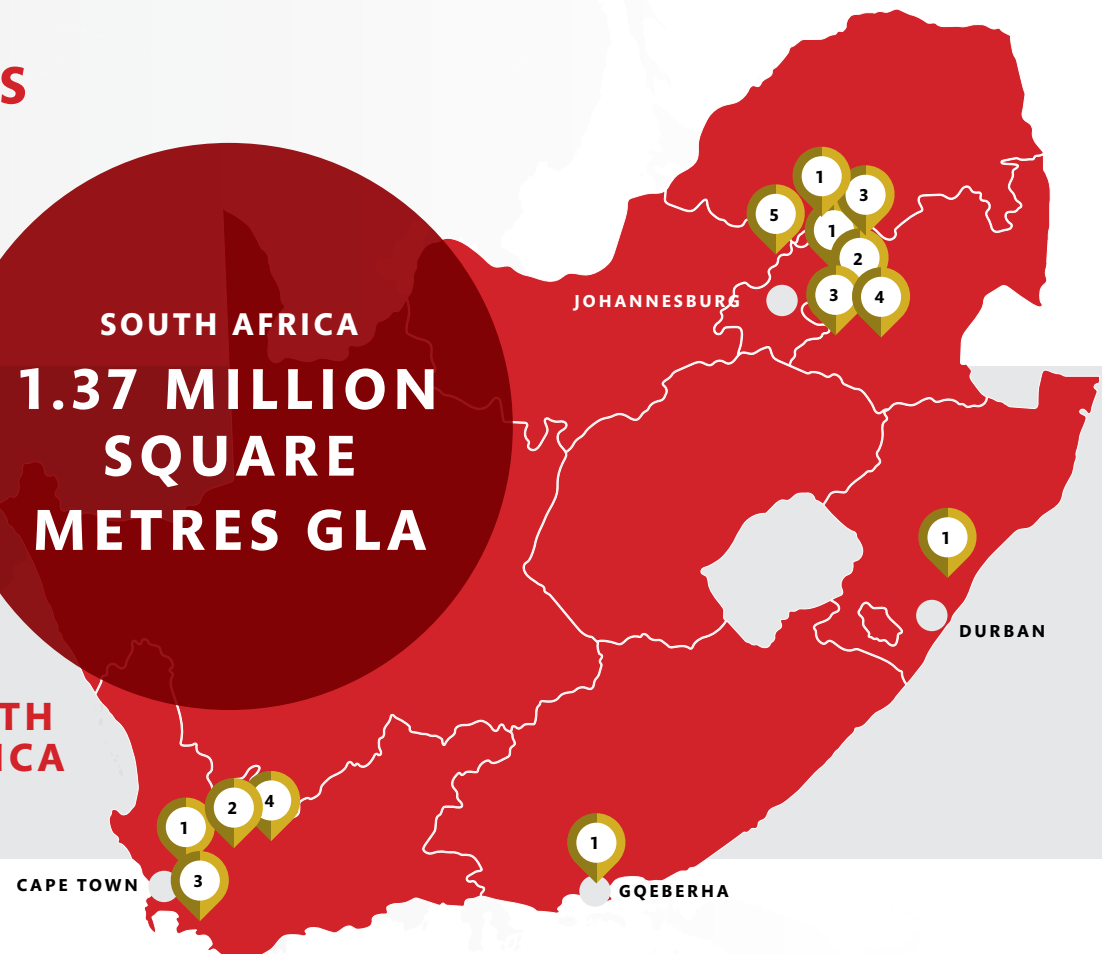
SA PORTFOLIO

THE SA PORTFOLIO IS VALUED AT **R20.3 BILLION** AND INCLUDES **61** INCOME-PRODUCING PROPERTIES WITH **58%** OF THE RENTAL INCOME DERIVED FROM GAUTENG.

The Group continues to grow the SA portfolio through acquisitions and developments concentrated in Gauteng, from a geographical perspective. Equites views this region as the hub of SA logistics and continues to focus growth efforts there.

SOUTH AFRICA
1.37 MILLION
SQUARE
METRES GLA

SOUTH AFRICA



TOP 5 TENANTS - BY REVENUE

1

- BRACKENFELL
- LORDS VIEW
- CANELANDS
- WELLS ESTATE
- CENTURION
- RIVERFIELDS

2

- PAROW
- LORDS VIEW
- RIVERFIELDS

3



- PHILIPPI
- PLUMBAGO
- MEADOWVIEW

4



- PAROW
- GERMISTON

5



- LONGMEADOW

CREATING VALUE AND SUSTAINABILITY

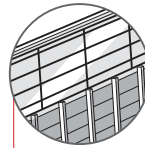
	<p>NO PROFIT ON LAND</p>	<p>OUR LAND IS COSTED AT THE ACQUISITION PRICE WITH NO MARGIN ON THE COST AT WHICH IT WAS PUT INTO THE DEVELOPMENT.</p>	 <p>SOLAR CAPACITY IN THE PORTFOLIO REACHED 20.2 MW, REPRESENTING A 115% INCREASE.</p>
	<p>NO DEVELOPMENT FEE</p>	<p>NO DEVELOPMENT FEE IS INCLUDED IN OUR PROPOSALS; OUR INTENTION IS TO KEEP THESE ASSETS FOR THE LONG-TERM AND VIEW THIS AS A LONG-TERM STRATEGIC PARTNERSHIP.</p>	 <p>94 042 tCO_{2e} (2023: 104 949 tCO_{2e}) FROM SCOPE 2/3 AND 3 GRID CONTROLLED ELECTRICITY.</p>
	<p>IN-HOUSE DEVELOPMENT MANAGEMENT</p>	<p>SINCE THE DEVELOPMENT IS MANAGED IN-HOUSE, SIGNIFICANT COST-SAVING ON MAIN CONTRACTORS, P&G'S AND OVERALL COSTS ARE EXPERIENCED.</p>	 <p>ACHIEVED PREFERENTIAL INTEREST RATES ON SUSTAINABILITY-LINKED FUNDING.</p>
	<p>SIGNIFICANT EXPERIENCE</p>	<p>WE ARE LOGISTICS EXPERTS; WE HAVE GAINED EXPERIENCE IN BUILDING A NUMBER OF LARGE A-GRADE LOGISTICS FACILITIES IN SA.</p>	 <p>SUSTAINALYTICS RATING IMPROVED BY 19% TO 9.0.</p>
	<p>GBCI CERTIFIED BUILDING</p>	<p>THIS DEVELOPMENT WILL BE EDGE CERTIFIED BY GREEN BUSINESS CERTIFICATION INC. (GBCI).</p>	 
	<p>LOW-COST FUNDING</p>	<p>MARKET-LEADING COST OF FUNDING DUE TO BOTH LOW COST OF DEBT AND EQUITY.</p>	

BASELINE SPECIFICATIONS

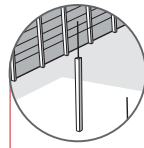
MODERN DISTRIBUTION CENTRE



EQUITES' INTERACTIVE BASELINE SPECIFICATION CAN BE FOUND HERE.



- Perimeter walls constructed using tilt-up panels

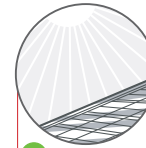


- 15.5m clear springing/eave height
- Allows for more pallet positions per aisle
- Businesses are driven by their cost per pallet, so volume is key

- FM2 floors make racking up to 9 pallets high possible



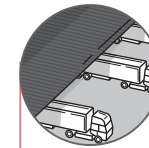
- Energy-efficient led lighting in warehouse



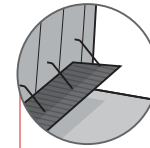
- Solar PV systems



- Mechanically-ventilated warehouse

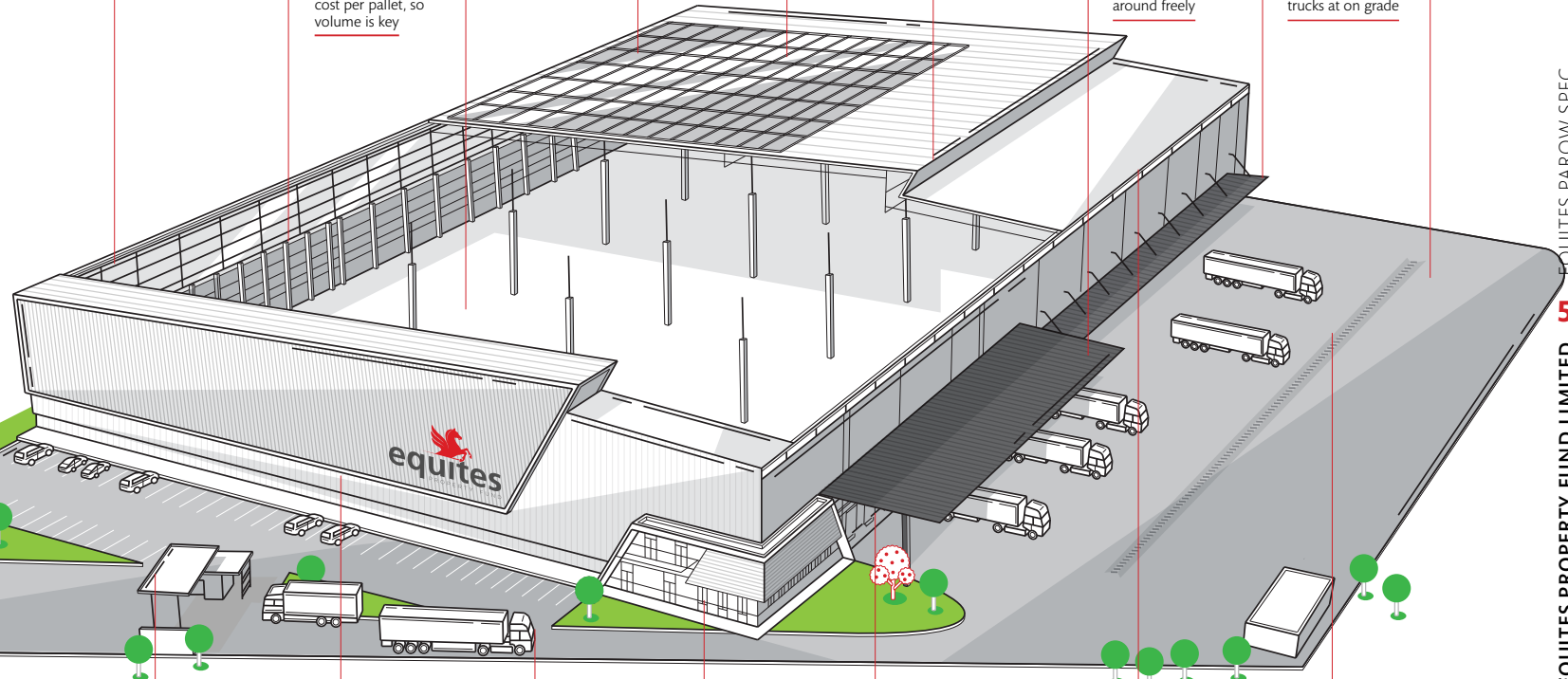


- 18m canopies over on-grade doors
- On-grade canopy covers the full trailer with enough space for a forklift to move around freely



- 7m canopies over dock levelling doors
- Dock levellers on furthest side of yard to allow more turning space for bigger trucks at on grade

- 50m minimum yard depth



- Waterwise indigenous landscaping

- Parking for staff and trucks are split at the guardhouse to ensure safety of pedestrians and vehicles
- Visitors and staff drop-offs happen away from the heavy trucks and busy operations

- Guardhouse with full kitchen and ablutions for security
- Integrated with reception and campus guardhouse for precinct wide security and access control flexibility

- Tilt up below sheeting to ensure safety and security
- Sheeting 2.5m off the ground making it impossible to penetrate building perimeter

- Entrance road reinforced concrete to cater for heavy vehicles and high traffic
- Surface bed installed by specialist contractor



- Double-glazing for reduced energy consumption



- Kelley dock-levellers
- Sectional doors with viewing panels



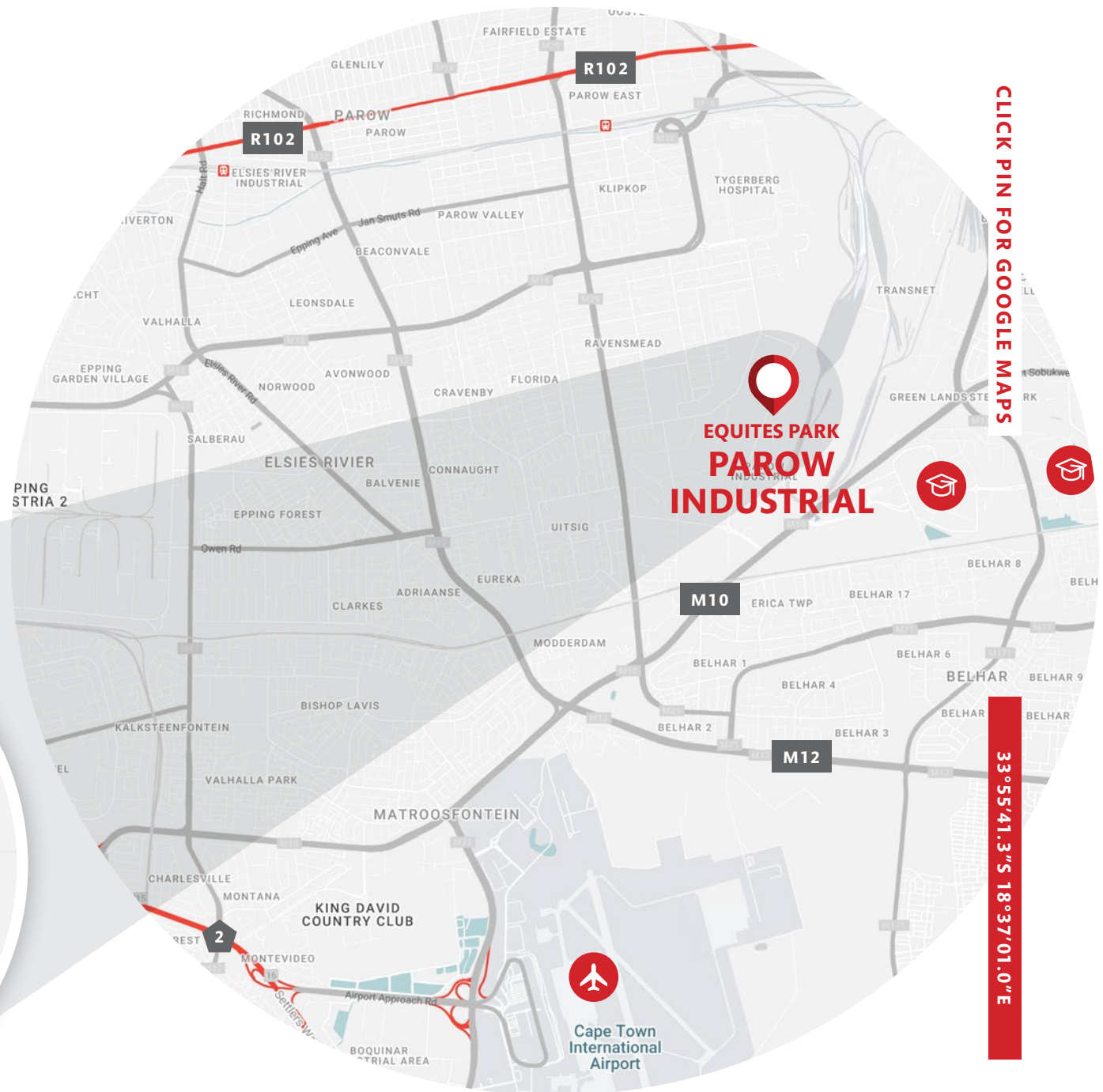
- Polycarbonate sheeting aligned with the aisles to maximize natural light

- Aco drains to simplify the hardstand creating maximum flexibility and minimum level variability

LOCALITY MAP

PARK

- Ideally situated on Garret Street in Parow Industrial, Cape Town.
- Excellent access to the M10, M12 and Voortrekker Road which feed to the N1, N2 and R300.
- Close proximity to labour pool and public transport.
- The development offers easy access to the Cape Town Harbour and International Airport.
- 200kWp solar power included.
- 500kVa of power available to site.



CLICK PIN FOR GOOGLE MAPS

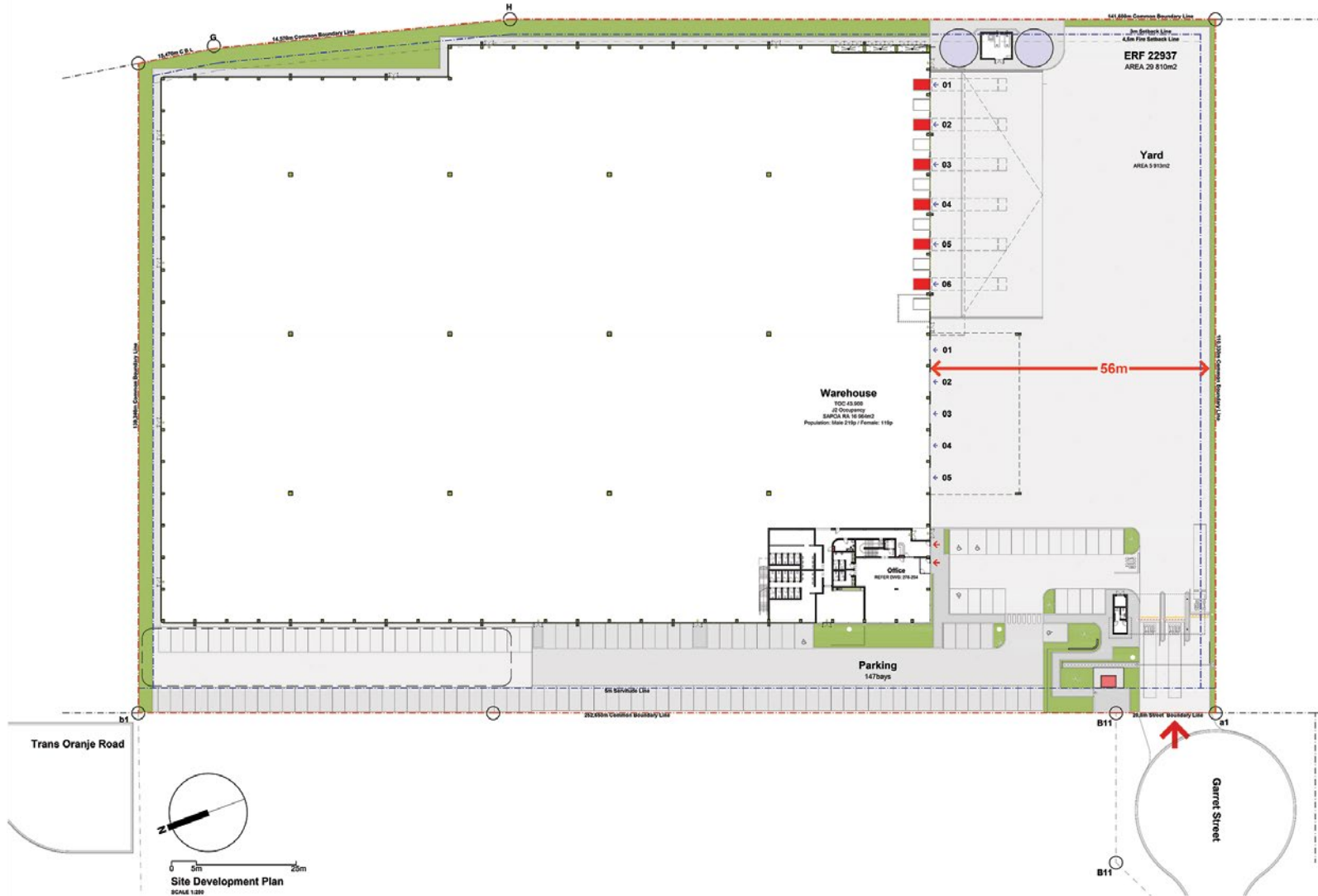
33°55'41.3" S 18°37'01.0" E

DEVELOPMENT AREA SCHEDULE

SUMMARY

AREA BREAKDOWN	POTENTIAL GLA
SITE AREA	29 811m ²
WAREHOUSE	17 000m ²
OFFICE	600m ²
ANCILLARY	58m ²
DEV POTENTIAL (GLA)	17 600m ²
CANOPY	976m ²
YARD	5 900m ²

SITE PLAN



AERIAL VIEW



AERIAL VIEW



ENTRANCE



WAREHOUSE



CHRIS VAN ZYL

EXECUTIVE: HEAD OF GAUTENG

O +27 10 286 0469 M +27 84 608 2469 D +27 10 286 0469 E CHRISV@EQUITES.CO.ZA

EQUITES PROPERTY FUND

**CAPE TOWN
HEAD OFFICE**

**E INFO@EQUITES.CO.ZA
O + 27 21 460 0404**

14TH FLOOR, PORTSIDE TOWER
4 BREE STREET, CAPE TOWN
8001, SOUTH AFRICA

JOHANNESBURG

**E INFO@EQUITES.CO.ZA
O + 27 10 286 0469**

4 MEADOWVIEW LANE
EQUITES PARK - MEADOWVIEW
LINBRO PARK, 2065, SOUTH AFRICA

UK

**E INFO@EQUITES.CO.ZA
O + 44 78 2639 8676**

SUITE 31, LUMONICS HOUSE, VALLEY DRIVE
SWIFT VALLEY INDUSTRIAL ESTATE
RUGBY, CV21 1TQ, ENGLAND



EQUITES.CO.ZA