

0 WESTERN CAPE
Vacancies 0

13 GAUTENG
Development Opportunities 10
Speculative Builds 1
Vacancies 2

GAUTENG

AVAILABLE: 1 JANUARY 2025

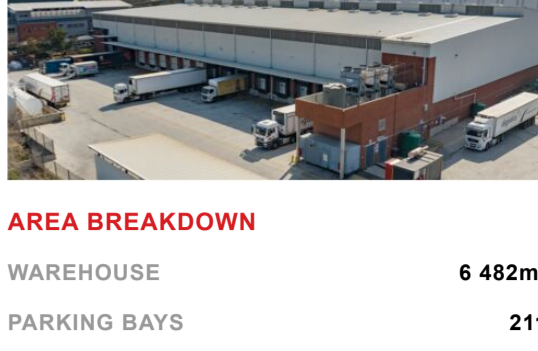


EQUITES WATERFALL 8B
— R100/m² NET

GLA
9 162m²
DISTRIBUTION CENTRE

[MORE INFO](#)

[CONTACT US](#)



AREA BREAKDOWN

WAREHOUSE	6 482m ²
PARKING BAYS	211
OFFICE	2 680m ²

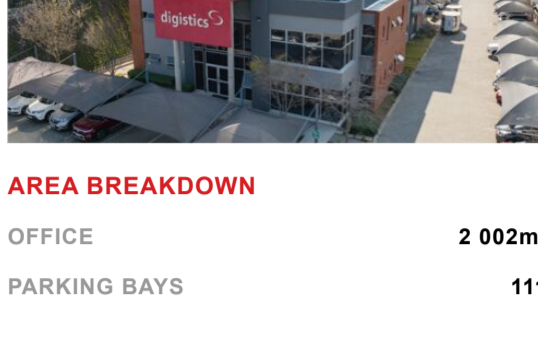


EQUITES WATERFALL 8B
— R160/m² NET

GLA
2 002m²
OFFICE SPACE

[MORE INFO](#)

[CONTACT US](#)



AREA BREAKDOWN

OFFICE	2 002m ²
PARKING BAYS	111

DEVELOPMENT OPPORTUNITY



EQUITES PARK - MEADOWVIEW S5
— R95/m² NET

GLA
12 845m²
DISTRIBUTION CENTRE

[MORE INFO](#)

[CONTACT US](#)



P-GRADE INDUSTRIAL & LOGISTICS PROPERTIES

SITE 5 AREA BREAKDOWN

SITE AREA	26 854m ²
WAREHOUSE	11 908m ²
OFFICE	862m ²
ANCILLARY	75m ²
TOTAL GLA	12 845m ²
CANOPY	1 944m ²
YARD	5 109m ²

DEVELOPMENT OPPORTUNITY



EQUITES PARK - MEADOWVIEW S6
— R90/m² NET

GLA
5 393m²
DISTRIBUTION CENTRE

[MORE INFO](#)

[CONTACT US](#)



P-GRADE INDUSTRIAL & LOGISTICS PROPERTIES

SITE 6 AREA BREAKDOWN

SITE AREA	9 806m ²
WAREHOUSE	4 788m ²
OFFICE	542m ²
ANCILLARY	63m ²
TOTAL GLA	5 393m ²
CANOPY	228m ²
YARD	2 028m ²

DEVELOPMENT OPPORTUNITY




EQUITES PARK - RIVERFIELDS I
— R95/m² NET

GLA
25 750m²
DEVELOPMENT OPPORTUNITY

[MORE INFO](#)

[CONTACT US](#)



DEVELOPMENT AREA SCHEDULE

SITE AREA	46 481m ²
WAREHOUSE	25 000m ²
OFFICE	750m ²

DEVELOPMENT OPPORTUNITY

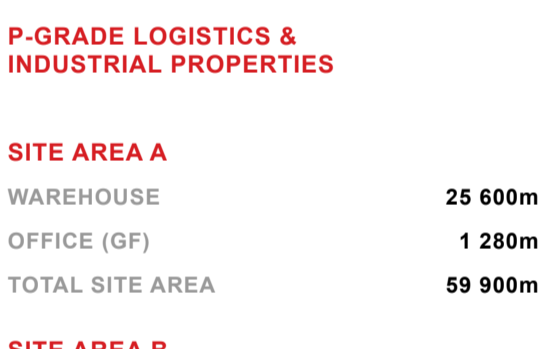


EQUITES PARK - RIVERFIELDS III
— R95/m² NET

GLA
80 000m²
DEVELOPMENT OPPORTUNITY

[MORE INFO](#)

[CONTACT US](#)



P-GRADE LOGISTICS & INDUSTRIAL PROPERTIES

SITE AREA A

WAREHOUSE	25 600m ²
OFFICE (GF)	1 280m ²
TOTAL SITE AREA	59 900m ²

SITE AREA B

WAREHOUSE	22 000m ²
OFFICE (GF)	1 100m ²
TOTAL SITE AREA	39 810m ²

SITE AREA C

WAREHOUSE	28 000m ²
OFFICE (GF)	1 400m ²
TOTAL SITE AREA	54 520m ²

DEVELOPMENT OPPORTUNITY



EQUITES JET PARK
— R90/m² NET

GLA
20 000m²
DEVELOPMENT OPPORTUNITY

[MORE INFO](#)

[CONTACT US](#)



LOGISTICS PROPERTIES

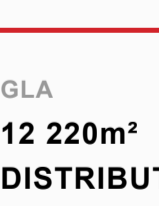
OPTION 3

LAND AREA	18 339m ²
POTENTIAL GLA	8 500m ²

OPTION 5

LAND AREA	21 872m ²
POTENTIAL GLA	10 000m ²

DEVELOPMENT OPPORTUNITY



EQUITES PARK - LORDS VIEW S2
— R85/m² NET

GLA
12 220m²
DISTRIBUTION CENTRE

[MORE INFO](#)

[CONTACT US](#)



AREA BREAKDOWN

WAREHOUSE	11 558m ²
OFFICES	531m ²
ANCILLARY	131m ²
TOTAL GLA	12 220m ²
CANOPY	1 289m ²
YARD	6 704m ²

DEVELOPMENT OPPORTUNITY

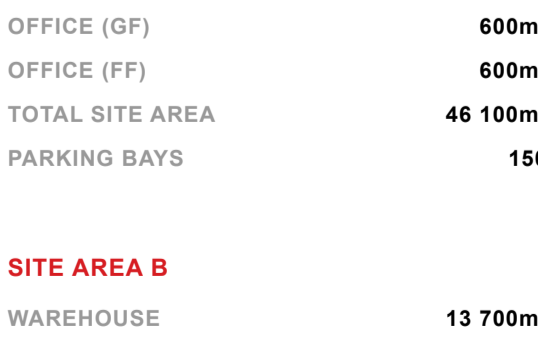


EQUITES PARK - LORDS VIEW S3
— R85/m² NET

GLA
43 550m²
DEVELOPMENT OPPORTUNITY

[MORE INFO](#)

[CONTACT US](#)



LOGISTICS PROPERTIES

SITE AREA A

WAREHOUSE	21 950m ²
OFFICE (GF)	600m ²
OFFICE (FF)	600m ²
TOTAL SITE AREA	46 100m ²
PARKING BAYS	150

SITE AREA B

WAREHOUSE	13 700m ²
OFFICE (GF)	350m ²
OFFICE (FF)	350m ²
TOTAL SITE AREA	28 015m ²
PARKING BAYS	100

SITE AREA C

WAREHOUSE	5 300m ²
OFFICE (GF)	350m ²
OFFICE (FF)	350m ²
TOTAL SITE AREA	16 600m ²
PARKING BAYS	65