


**1** WESTERN CAPE  
Vacancies

**15** GAUTENG  
Development Opportunities 10  
Speculative Builds 3  
Vacancies 2

## WESTERN CAPE

AVAILABLE: 1 AUGUST 2024

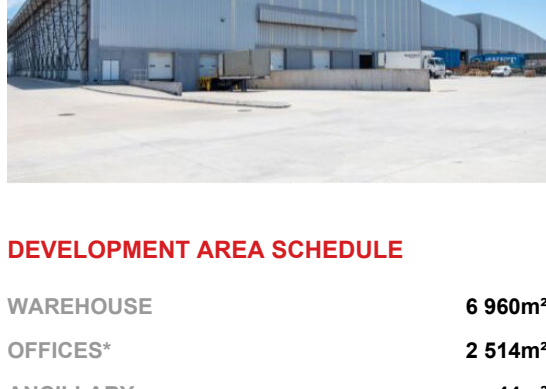


**TOWER ROAD, THUNDER CITY**  
— R95/m<sup>2</sup> NET

GLA  
**9 518m<sup>2</sup>**  
**DISTRIBUTION CENTRE**

[MORE INFO](#)

[CONTACT US](#)



### DEVELOPMENT AREA SCHEDULE

WAREHOUSE	6 960m <sup>2</sup>
OFFICES*	2 514m <sup>2</sup>
ANCILLARY	44m <sup>2</sup>
PARKING BAYS	66

\*GF OFFICES CAN BE CONVERTED INTO ADDITIONAL WAREHOUSE GLA

## GAUTENG

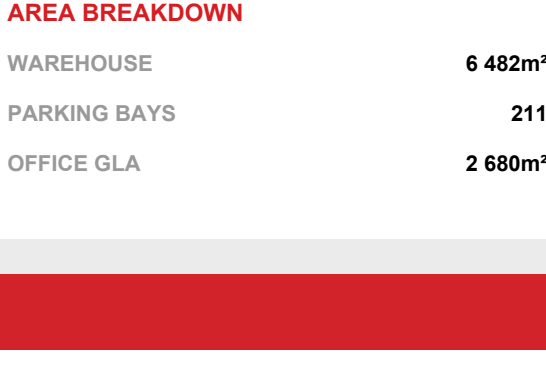
AVAILABLE: 1 JANUARY 2025

**EQUITES WATERFALL 8B**  
— R100/m<sup>2</sup> NET

GLA  
**9 162m<sup>2</sup>**  
**DISTRIBUTION CENTRE**

[MORE INFO](#)

[CONTACT US](#)



### AREA BREAKDOWN

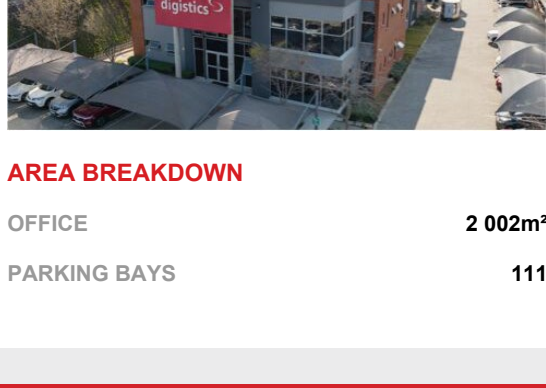
WAREHOUSE	6 482m <sup>2</sup>
PARKING BAYS	211
OFFICE GLA	2 680m <sup>2</sup>

**EQUITES WATERFALL 8B**  
— R160/m<sup>2</sup> NET

GLA  
**2 002m<sup>2</sup>**  
**OFFICE SPACE**

[MORE INFO](#)


[CONTACT US](#)



### AREA BREAKDOWN

OFFICE	2 002m <sup>2</sup>
PARKING BAYS	111

## DEVELOPMENT OPPORTUNITY

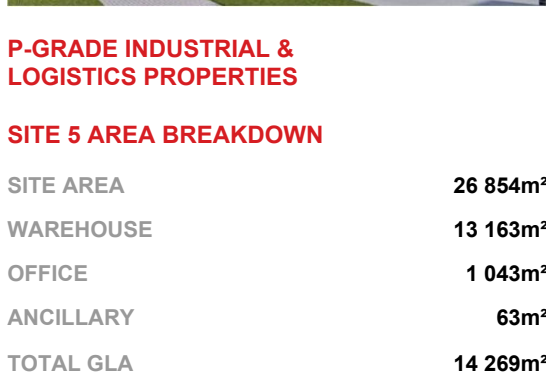


**EQUITES PARK - MEADOWVIEW S5**  
— R90/m<sup>2</sup> NET

GLA  
**14 269m<sup>2</sup>**  
**DISTRIBUTION CENTRE**

[MORE INFO](#)

[CONTACT US](#)



### P-GRADE INDUSTRIAL & LOGISTICS PROPERTIES

#### SITE 5 AREA BREAKDOWN

SITE AREA	26 854m <sup>2</sup>
WAREHOUSE	13 163m <sup>2</sup>
OFFICE	1 043m <sup>2</sup>
ANCILLARY	63m <sup>2</sup>
TOTAL GLA	14 269m <sup>2</sup>
CANOPY	2 000m <sup>2</sup>
YARD	5 109m <sup>2</sup>

AVAILABLE: 1 NOVEMBER 2024

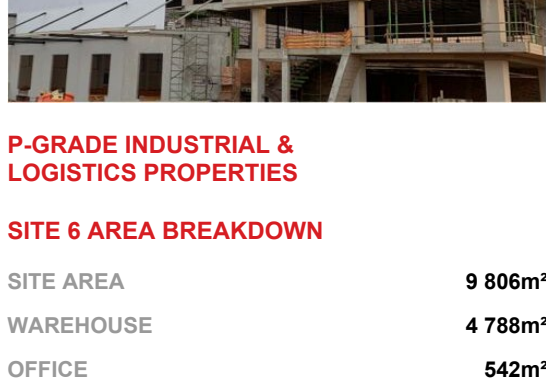


**EQUITES PARK - MEADOWVIEW S6**  
— R90/m<sup>2</sup> NET

GLA  
**5 393m<sup>2</sup>**  
**DISTRIBUTION CENTRE**

[MORE INFO](#)

[CONTACT US](#)



### P-GRADE INDUSTRIAL & LOGISTICS PROPERTIES

#### SITE 6 AREA BREAKDOWN

SITE AREA	9 806m <sup>2</sup>
WAREHOUSE	4 788m <sup>2</sup>
OFFICE	542m <sup>2</sup>
ANCILLARY	63m <sup>2</sup>
TOTAL GLA	5 393m <sup>2</sup>
CANOPY	228m <sup>2</sup>
YARD	2 028m <sup>2</sup>

## DEVELOPMENT OPPORTUNITY

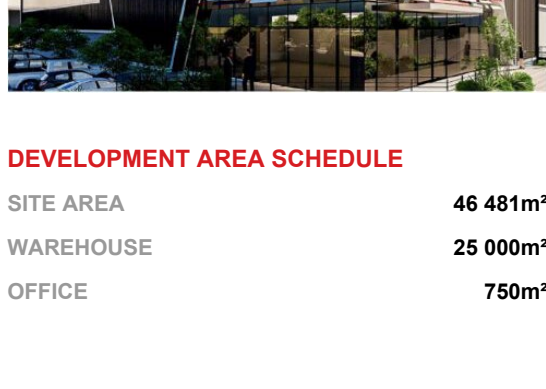


**EQUITES PARK - RIVERFIELDS I**  
— R90/m<sup>2</sup> NET

GLA  
**25 750m<sup>2</sup>**  
**DEVELOPMENT OPPORTUNITY**

[MORE INFO](#)

[CONTACT US](#)



### DEVELOPMENT AREA SCHEDULE

SITE AREA	46 481m <sup>2</sup>
WAREHOUSE	25 000m <sup>2</sup>
OFFICE	750m <sup>2</sup>

## DEVELOPMENT OPPORTUNITY



**EQUITES PARK - RIVERFIELDS III**  
— R90/m<sup>2</sup> NET

GLA  
**80 000m<sup>2</sup>**  
**DEVELOPMENT OPPORTUNITY**

[MORE INFO](#)

[CONTACT US](#)



### P-GRADE LOGISTICS & INDUSTRIAL PROPERTIES

#### SITE AREA A

WAREHOUSE	25 600m <sup>2</sup>
OFFICE (GF)	1 280m <sup>2</sup>
TOTAL SITE AREA	59 900m <sup>2</sup>

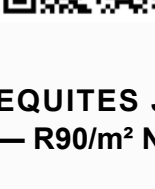
#### SITE AREA B

WAREHOUSE	22 000m <sup>2</sup>
OFFICE (GF)	1 100m <sup>2</sup>
TOTAL SITE AREA	39 810m <sup>2</sup>

#### SITE AREA C

WAREHOUSE	28 000m <sup>2</sup>
OFFICE (GF)	1 400m <sup>2</sup>
TOTAL SITE AREA	54 520m <sup>2</sup>

## DEVELOPMENT OPPORTUNITY

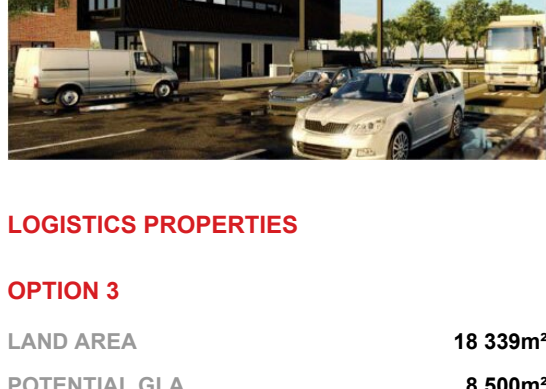


**EQUITES JET PARK**  
— R90/m<sup>2</sup> NET

GLA  
**20 000m<sup>2</sup>**  
**DEVELOPMENT OPPORTUNITY**

[MORE INFO](#)

[CONTACT US](#)



### LOGISTICS PROPERTIES

#### OPTION 3

LAND AREA	18 339m <sup>2</sup>
POTENTIAL GLA	8 500m <sup>2</sup>

#### OPTION 5

LAND AREA	21 872m <sup>2</sup>
POTENTIAL GLA	10 000m <sup>2</sup>

AVAILABLE: 1 DECEMBER 2024



**EQUITE PARK - LORDS VIEW S2**  
— R85/m<sup>2</sup> NET

GLA  
**12 220m<sup>2</sup>**  
**DISTRIBUTION CENTRE**

[MORE INFO](#)

[CONTACT US](#)



### AREA BREAKDOWN

WAREHOUSE	11 558m <sup>2</sup>
OFFICES	531m <sup>2</sup>
ANCILLARY	131m <sup>2</sup>
TOTAL GLA	12 220m <sup>2</sup>
CANOPY	1 289m <sup>2</sup>
YARD	6 704m <sup>2</sup>

## DEVELOPMENT OPPORTUNITY



**EQUITES PARK - LORDS VIEW S3**  
— R85/m<sup>2</sup> NET

GLA  
**43 550m<sup>2</sup>**  
**DEVELOPMENT OPPORTUNITY**

[MORE INFO](#)

[CONTACT US](#)



### LOGISTICS PROPERTIES

#### SITE AREA A

WAREHOUSE	21 950m <sup>2</sup>
OFFICE (GF)	600m <sup>2</sup>
OFFICE (FF)	600m <sup>2</sup>
TOTAL SITE AREA	46 100m <sup>2</sup>
PARKING BAYS	150

#### SITE AREA B

WAREHOUSE	13 700m <sup>2</sup>
OFFICE (GF)	350m <sup>2</sup>
OFFICE (FF)	350m <sup>2</sup>
TOTAL SITE AREA	28 015m <sup>2</sup>
PARKING BAYS	100

#### SITE AREA C

WAREHOUSE	5 300m <sup>2</sup>
OFFICE (GF)	350m <sup>2</sup>
OFFICE (FF)	350m <sup>2</sup>
TOTAL SITE AREA	16 600m <sup>2</sup>
PARKING BAYS	65

AVAILABLE IMMEDIATELY



**TUNNEY RIDGE BUSINESS PARK**  
— R65/m<sup>2</sup> NET

GLA  
**3 348m<sup>2</sup>**  
**DISTRIBUTION CENTRE**

[MORE INFO](#)

[CONTACT US](#)



### AREA SCHEDULE

WAREHOUSE	2 374m <sup>2</sup>
OFFICE	974m <sup>2</sup>

**CAPE TOWN (HEAD OFFICE)**

+27 21 460 0404  
14th Floor, Portside Tower  
4 Bree Street, Cape Town, 8001,  
South Africa

**JOHANNESBURG**

+27 10 286 0469  
4 Meadowview Lane, Equites  
Park, Meadowview, Linbro Park,  
2065, South Africa

**LONDON (UK OFFICE)**

+44 78 2639 8676  
Suite 31 Lumonics House, Valley,  
Drive Swift Valley Industrial, Estate  
Rugby, CV21 1TQ, England